



# How To Create Your Own BrainPOP Account



Guide to creating your VLA BrainPOP Account

## Getting Started

As of June 30, 2023, BrainPOP will no longer use the single sign-on credential.

Instead, you will need to create a free account.

You can still access all the great features BrainPop offers but now in your account.

[Click here](#) to create your account and use Class Code: flour5601

## Logging In

Once on the BrainPOP home page you will see a Login Button in the Upper-Right Hand Corner (Click that), then click on “I’m a Kid.”

BrainPOP

Solutions ▾

Resources ▾

Explore ▾

Contact Sales

Log In ▾

I'm a kid

I'm a grown-up

**Fuel a love for learning that leads to meaningful, measurable growth**

Discover why we've been trusted with millions of teachable moments for 25 years and counting.

For Schools & Districts


For Families





# Class Code

After clicking “I’m a Kid” you will see a “Choose How to Log In Page”. Scroll down and click on “Have a class code?” in the bottom-right hand corner.

**Choose How to Log In**



 Sign in with Google

 Sign in with Clever

Or

Username:

Password:

[Forgot username or password?](#)

**Log In**

[I'm a grown-up](#)

[Have a class code? →](#)

## Enter Class Code: flour5601



### Have a Class Code?

Enter code here:

flour5601

**Submit**

[Back to Login](#)

[I'm a grown-up](#)

## Fill In Your Information Then Select “Create Account”



### You're about to join VLA 2023-24!

**Log In**

or

**Create Account**

**Student Registration**

You're about to join this class: **VLA 2023-24**

Create your account to get started!

Already have a student account? [Log in](#)

First name

Last name

Username

Choose a username that you can remember. Do not use your full name. For example: AnnieJ222

Password

[Show password](#)

Must be at least 6 characters.

Must have 1 number.

May only include the symbols :!@#%^\*\_-

Retype password

[Show password](#)

**Create account**